



BULLY DOG
#1 IN PERFORMANCE

PRODUCT INFORMATION SHEET
V5.0

WATCHDOG™

Works on all vehicles '96 & newer with OBDII port

The Ultimate Economy Monitor & Performance Gauge

Whether you are drag racing, road racing, or you just want to keep an eye on your vehicles condition the WatchDog performance gauge has something in store for you. Using the WatchDog you gain instant access to vehicle information that the OEMs don't display. The WatchDog does all the number crunching for you and spits out a rich sum of information that will help you stay on top of your vehicles behavior and maybe just help you become a better driver at the same time.

What to do with all that info? Well for starters you will be able to: maximize your vehicles fuel economy, run vehicle diagnostics, display up to 15 vehicle parameters, prevent catastrophic breakdowns, and measure vehicle performance. Check out the rest of this product info sheet to learn the details.



WATCHDOG

WHITE PART# 40400 / BLACK 40402

UPC CODE: WHITE: 681018404006 / BLACK: 681018404020

PACKAGING WEIGHT: 2 LBS

PACKAGING DIMENSIONS: 12.5" x 12.5" x 4"

FEATURES:

- Available in white or black case colors
- Exclusive Driving Coach feature included
- Fully Customizable WatchDog and Driving Coach
- Up to 15 vehicle parameters available*
- Display up to 4 vehicle parameters at one time
- Set vehicle (temps and pressure) warnings
- Read and erase diagnostic trouble codes
- Vehicle performance testing included
- Display instant, trip, and average fuel economy
- Easy installation (20-40 minutes)
- Free internet updates and upgrades
- Full color 2.4" LCD
- Multiple on screen color themes available
- 512MB micro SD card Included
- Daytime and night time display modes
- Capacitive button navigation with audio feedback
- Display units in US standard or Metric
- Universal window mount option included
- 2 1/16" Gauge pod adaptor mount option available
- Optional Pyrometer Kit available



Vehicle Parameter Monitoring Capabilities:

The chart below shows all of the standard vehicle parameters that the WatchDog can pickup from the vehicle and display on screen. A very important thing to note is that not all of these parameters are broadcast by every vehicle so the WatchDog will not be able to pickup all of them on every vehicle. Another important thing to note is that newer vehicles will in general broadcast more of this information than earlier model vehicles.

- **Pyro 1** (exhaust gas temp in F° or C°)
- **Pyro 2** (exhaust gas temp in F° or C°)
- **Speed** (MPH or KPH)
- **Boost** (PSI or KPA)
- **RPM**
- **Coolant** (temp in F° or C°)
- **Throttle Position** (0% to 100%)
- **Intake** (temperature in F° or C°)
- **Barometer** (PSI or KPA)
- **Battery** (instant output in volts)
- **Fuel Pressure** (PSI or KPA)
- **Load** (0% to 100%)
- **Timing** (in degrees)
- **MAF** (mass air flow in grams/sec)
- **Fuel Economy** (Miles/gal. or Liters/100 kilometers)
- **Fuel Flow** (gallons/hour or Liters/hour)

Performance Testing :

The WatchDog performance testing will accurately estimate and record a vehicles 1/4 mile times and everything in between, and for those using metric units we also have 0-100 KPH tests. This feature has been specifically designed to be used on a sanctioned drag strip so the driver can record Speed, RPM, Horsepower and Torque during practice runs and then take that information to their PC using our Performance Testing Analysis Software. This is a simple and easy tool for those trying to improve their driving skill and make sure their auto is performing well.

DISPLAY AND RECORD PERFORMANCE RESULTS:

- 60 ft. Time
- 0-60 mph time
- 1/8 mile time
- 1/8 mile speed
- 1/4 mile time
- 1/4 mile speed



FREE PERFORMANCE ANALYSIS SOFTWARE

Now available is our performance analysis software. This free PC software program will download performance tests that were performed on the WatchDog to a PC and allow the user to analyze their performance runs. Analyze speed curves, RPM, horsepower and torque and even get a time slip that is printable and can be emailed. Get free of charge from our online download center on our website: www.bullydog.com.

Set Vehicle Warning Levels:

The WatchDog has the ability to monitor the vehicle parameters listed in the table below and simultaneously alert you if those parameters go beyond a level that has been preset by you. This feature adds an extra measure of safety into your vehicle that you just don't get without the WatchDog.

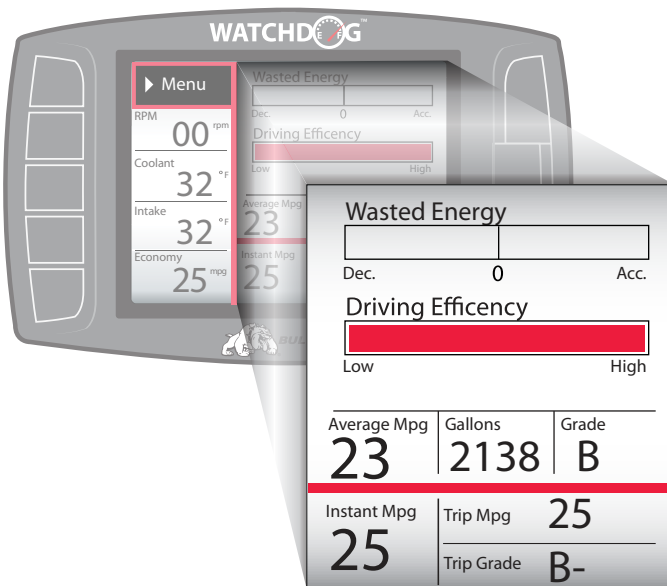
Vehicle Parameter	Alert Option
Pyro 1 (exhaust gas temperature)	On (600°F-1700°F) or Off
Pyro 2 (exhaust gas temperature)	On (600°F-1700°F) or Off
Engine Coolant Temperature	On (100°F-280°F) or Off
Turbo boost level	On (20-34 lbs.) or Off

The Driving coach: Maximize your vehicles fuel economy and conserve fuel.

How do you get the best fuel economy out of your vehicle; and how is anyone supposed to know what “good driving habits” really means? We tested the theory that improving personal driving habits will result in “significant improvements” in fuel economy. The results were so compelling that we developed the Driving Coach feature for the WatchDog. If you are serious about maximizing your potential fuel economy and or just playing your part in conserving energy the Driving Coach is the perfect tool to realize the potential savings.

SO WHAT DOES THE DRIVING COACH DO?

The driving coach gives the driver specific and instant feedback on how to improve driving habits to help maximize fuel economy for a given vehicle. Through extensive testing we have developed a very specific set of standards that are programed into the Driving Coach that will help any driver to maximize their own fuel economy. In addition to that you can't ignore the other benefits of the Driving Coach which stretch far beyond saving the end user a substantial amount of money. The Driving Coach will help everyone who uses it realize that they really can play their part in fuel conservation and reducing their carbon footprint. Not everyone can run out and buy a hybrid vehicle, but in the mean time the Driving Coach will help all drivers adopt more efficient driving habits.



THE DRIVING COACH DISPLAY

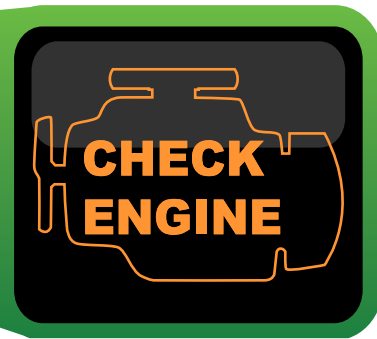
With the Driving Coach on the WatchDog screen you have all the tools necessary to learn, improve, or reinforce good driving habits.

Driving Coach Features:

- View Wasted Energy
- Monitor Your Driving Efficiency
- Display Average Economy
- Display Trip Economy
- Display Instant Economy
- Choose Your Own Fuel Economy Goals
- Specify Sensitivity to Suite Driving Conditions

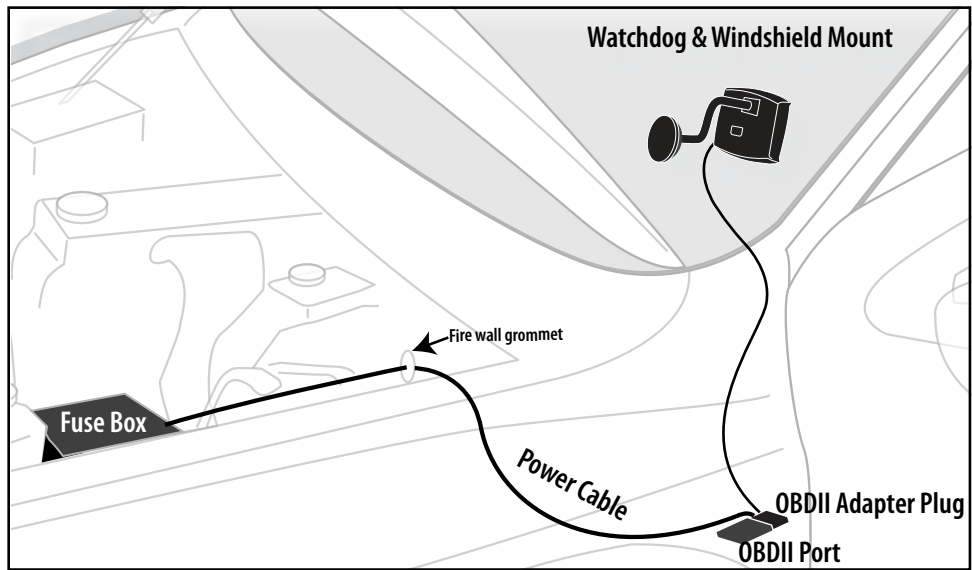
Vehicle Diagnostics: No need to visit a mechanic for a simple check engine light.

With the vehicles of today, check engine lights will appear for numerous reasons. Usually you drive around for a month or so, neglecting the light until you can get time to visit a dealership to get it looked at. Well that is no longer an issue because with the Watch Dog you can run your own diagnostics check to find out what that check engine light means and then you can erase them yourself.



EASY INSTALLATION: THE GT INSTALLS IN ABOUT 10-20 MINUTES

The GT doesn't require any tools and only takes 10-20 minutes to install. This product is easier to install than a home DVD player and way easier than a car stereo. Once the physical installation is complete the download process only takes a few more minutes and is practically hands free.



ADDITIONAL PRODUCTS



Pyrometer Probe Kit

PART# 40390

UPC CODE: 681018403900

PACKAGING WEIGHT: 1 LB

PACKAGING DIMENSIONS: 7" x 5" x 2"



Pyrometer Probe

PART# 40391

UPC CODE: 681018403917

PACKAGING WEIGHT: 1 LB

PACKAGING DIMENSIONS: 7" x 5" x 2"



2 1/16" Gauge Pod Adaptor

PART# 30420

UPC CODE: 681018304207

PACKAGING WEIGHT: .5 LB

PACKAGING DIMENSIONS: 7" x 5" x 2"

